


CP-Series

Precision Screen Printer

This model has been developed to ensure the maximum printing effect with minimum installation area. The following sizes and models are prepared.

- PRINT SIZE 200 × 200, 300 × 300, 400 × 400, 400 × 500
- OPTIONS LAY STOP, REGISTER PIN, CAMERA VISION




CP-S4040


- CP-S Semi-automatic model with sliding table.
- CP-A Full-automatic model with walking bean system.
- CP-IBA In-line model with conveyer belt system.
- R to R Roll to roll model for web.




Touch screen



Lift up for checking



Micro-meter for registration




Slot-in frame with clamp system

S P E C I F I C A T I O N S


Max print size	400 × 400mm
Max frame size	800 × 800mm or 750 × 800mm
Registration of frame	micro-meter ± 7.5mm
Squeegee drive	ACservo motor + cogged belt + LM guide
Squeegee speed	0 ~ 800mm/sec stepless, digital display
Squeegee pressure	0.1 ~ 0.4Mpa with sensor
Off contact	0-20mm motorized, digital display
Lift-up	400mm
Peel-off	0-15mm 5steps
Table drive	invertor motor + cogged belt + LM guide
Operation Panel	touch screen
Dementions	W1700 × D1000 × H1600 mm

V A R I A T I O N



CP-A with walking beam system, high efficiency can be ensured.

Example of casset to casset



MINO INTERNATIONAL LTD.